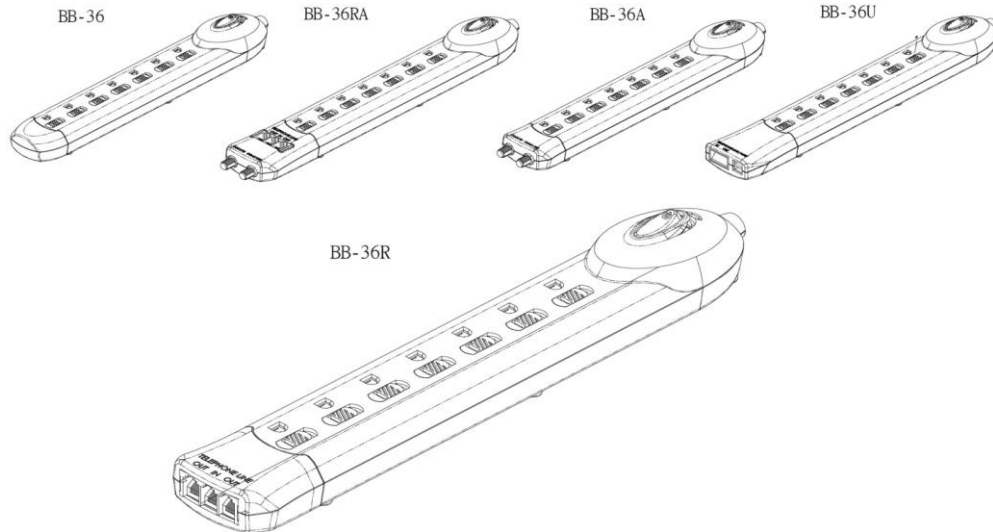


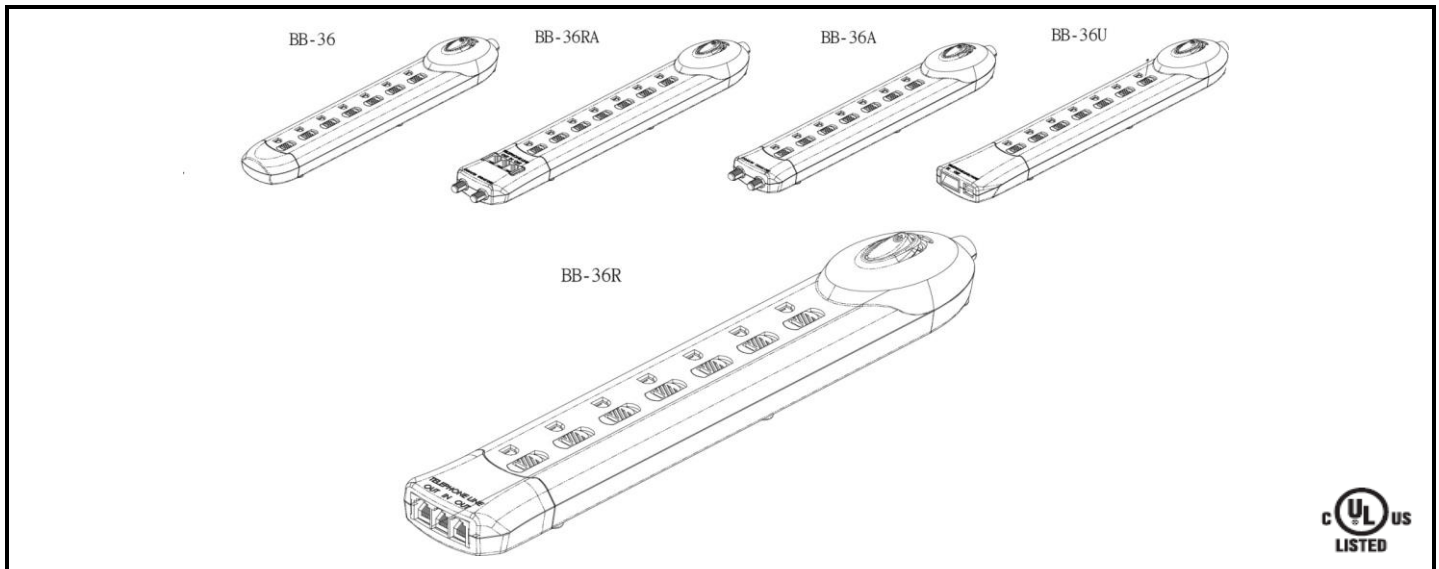
### 7 Outlet Surge Protector

Part No.	BB-36	BB-36-1B	BB-36-3B	BB-36-31
Electrical rating	125V/15A /1875W	125V/15A /1875W	125V/15A /1875W	125V/15A /1875W
Housing Material	Plastic	Plastic	Plastic	Plastic
AC Outlets	7	7	7	7
AC Outlet Type	Nema 5-15R	Nema 5-15R	Nema 5-15R	Nema 5-15R
Plug type	Nema 5-15P	Nema 5-15P	Nema 5-15P	Nema 5-15P
AC Cord Specs	SJT ; 14AWG	SJT ; 14AWG	SJT ; 14AWG	SJT ; 14AWG
Power Cord Length	Min.1.5ft~ Max.25ft	Min.1.5ft~ Max.25ft	Min.1.5ft~ Max.25ft	Min.1.5ft~ Max.25ft
Overload Protection	15 Amps	15 Amps	15 Amps	15 Amps
Circuit Breaker Switch	Lighted SW	Lighted SW	Lighted SW	Lighted SW
Power Shutdown Protection	N/A	N/A	Yes	N/A
Max. Joules Rating	N/A	350 Joules	1050 Joules	1400 Joules
Max. Spike Current	N/A	6500A	19500A	27000A
Max. Spike Voltage	N/A	6000V	6000V	6000V
Clamping Voltage (VPR)	N/A	330V	330V	330V
Response Time	< 1 nanosecond	< 1 nanosecond	< 1 nanosecond	< 1 nanosecond
Surge Protection Indicator	Yes	Yes	Yes	Yes
Wire Fault Indicator	Yes	N/A	N/A	Yes
EMI/ RFI Noise Filter	N/A	N/A	Attenuation Up to 52 dB Freq. 150Khz to 50Mhz	Attenuation Up to 52 dB Freq. 150Khz to 50Mhz
USB Charger	N/A	N/A	N/A	N/A
Phone/Network Protector	N/A	N/A	N/A	N/A
Coax Protection	N/A	N/A	N/A	N/A
Product Dimension	LxWx Hmm	LxWx Hmm	LxWx Hmm	LxWx Hmm



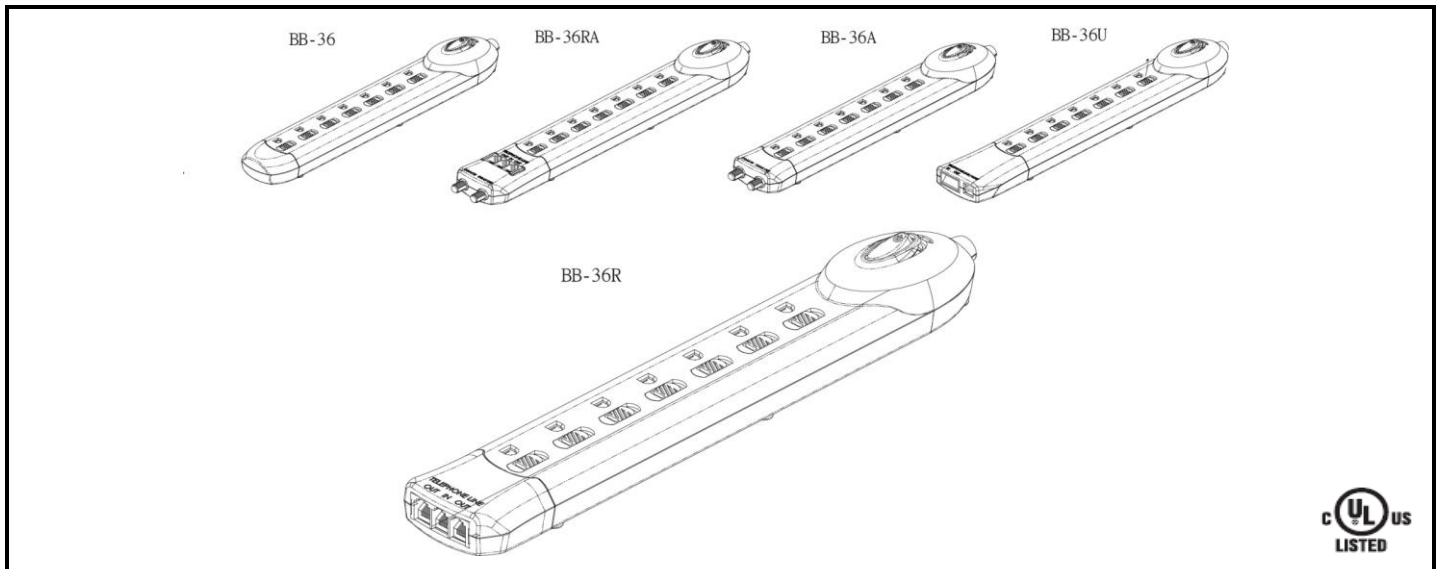
### 7 Outlet Surge Protector

Part No.	BB-36R-1B	BB-36R-3B	BB-36R-31	
Electrical rating	125V/15A /1875W	125V/15A /1875W	125V/15A /1875W	
Housing Material	Plastic	Plastic	Plastic	
AC Outlets	7	7	7	
AC Outlet Type	Nema 5-15R	Nema 5-15R	Nema 5-15R	
Plug type	Nema 5-15P	Nema 5-15P	Nema 5-15P	
AC Cord Specs	SJT ; 14AWG	SJT ; 14AWG	SJT ; 14AWG	
Power Cord Length	Min.1.5ft~ Max.25ft	Min.1.5ft~ Max.25ft	Min.1.5ft~ Max.25ft	
Overload Protection	15 Amps	15 Amps	15 Amps	
Circuit Breaker Switch	Lighted SW	Lighted SW	Lighted SW	
Power Shutdown Protection	Yes	Yes	Yes	
Max. Joules Rating	350 Joules	1050 Joules	1400 Joules	
Max. Spike Current	6500A	19500A	27000A	
Max, Spike Voltage	N/A	6000V	6000V	
Clamping Voltage (VPR)	330V	330V	330V	
Response Time	< 1 nanosecond	< 1 nanosecond	< 1 nanosecond	
Surge Protection Indicator	Yes	Yes	Yes	
Wire Fault Indicator	Yes	Yes	Yes	
EMI/ RFI Noise Filter	N/A	Attenuation Up to 52 dB Freq. 150Khz to 50Mhz	Attenuation Up to 52 dB Freq. 150Khz to 50Mhz	
USB Charger	N/A	N/A	N/A	
Phone/Network Protector	RJ11: 1 in- 2 out	RJ11: 1 in- 2 out	RJ11: 1 in- 2 out	
Coax Protection	N/A	N/A	N/A	
Product Dimension	LxWx Hmm	LxWx Hmm	LxWx Hmm	



### 7 Outlet Surge Protector

Part No.	BB-36A-1B	BB-36A-3B	BB-36A-31	
Electrical rating	125V/15A /1875W	125V/15A /1875W	125V/15A /1875W	
Housing Material	Plastic	Plastic	Plastic	
AC Outlets	7	7	7	
AC Outlet Type	Nema 5-15R	Nema 5-15R	Nema 5-15R	
Plug type	Nema 5-15P	Nema 5-15P	Nema 5-15P	
AC Cord Specs	SJT ; 14AWG	SJT ; 14AWG	SJT ; 14AWG	
Power Cord Length	Min.1.5ft~ Max.25ft	Min.1.5ft~ Max.25ft	Min.1.5ft~ Max.25ft	
Overload Protection	15 Amps	15 Amps	15 Amps	
Circuit Breaker Switch	Lighted SW	Lighted SW	Lighted SW	
Power Shutdown Protection	Yes	Yes	Yes	
Max. Joules Rating	350 Joules	1050 Joules	1400 Joules	
Max. Spike Current	6500A	19500A	27000A	
Max, Spike Voltage	N/A	6000V	6000V	
Clamping Voltage (VPR)	330V	330V	330V	
Response Time	< 1 nanosecond	< 1 nanosecond	< 1 nanosecond	
Surge Protection Indicator	Yes	Yes	Yes	
Wire Fault Indicator	Yes	Yes	Yes	
EMI/ RFI Noise Filter	N/A	Attenuation Up to 52 dB Freq. 150Khz to 50Mhz	Attenuation Up to 52 dB Freq. 150Khz to 50Mhz	
USB Charger	N/A	N/A	N/A	
Phone/Network Protector	N/A	N/A	N/A	
Coax Protection	F Connector	F Connector	F Connector	
Product Dimension	LxWx Hmm	LxWx Hmm	LxWx Hmm	



### 7 Outlet Surge Protector

Part No.	BB-36RA-1B	BB-36RA-3B	BB-36RA-31	
Electrical rating	125V/15A /1875W	125V/15A /1875W	125V/15A /1875W	
Housing Material	Plastic	Plastic	Plastic	
AC Outlets	7	7	7	
AC Outlet Type	Nema 5-15R	Nema 5-15R	Nema 5-15R	
Plug type	Nema 5-15P	Nema 5-15P	Nema 5-15P	
AC Cord Specs	SJT ; 14AWG	SJT ; 14AWG	SJT ; 14AWG	
Power Cord Length	Min.1.5ft~ Max.25ft	Min.1.5ft~ Max.25ft	Min.1.5ft~ Max.25ft	
Overload Protection	15 Amps	15 Amps	15 Amps	
Circuit Breaker Switch	Lighted SW	Lighted SW	Lighted SW	
Power Shutdown Protection	Yes	Yes	Yes	
Max. Joules Rating	350 Joules	1050 Joules	1400 Joules	
Max. Spike Current	6500A	19500A	27000A	
Max, Spike Voltage	N/A	6000V	6000V	
Clamping Voltage (VPR)	330V	330V	330V	
Response Time	< 1 nanosecond	< 1 nanosecond	< 1 nanosecond	
Surge Protection Indicator	Yes	Yes	Yes	
Wire Fault Indicator	Yes	Yes	Yes	
EMI/ RFI Noise Filter	N/A	Attenuation Up to 52 dB Freq. 150Khz to 50Mhz	Attenuation Up to 52 dB Freq. 150Khz to 50Mhz	
USB Charger	N/A	N/A	N/A	
Phone/Network Protector	RJ11: 1 in- 2 out	RJ11: 1 in- 2 out	RJ11: 1 in- 2 out	
Coax Protection	F Connector	F Connector	F Connector	
Product Dimension	LxWx Hmm	LxWx Hmm	LxWx Hmm	